

2006-2007

Bangka Belitung Province

General Information

Area	24,970.02 km ² (BPS)
Total Population	1,106,700 (Projection 2007, BPS)
Number of Districts	6
Number of Cities	1
Number of Sub Districts	36
Number of Villages	321

Health Facilities

	TOTAL	DOTS
Health Centre (PUSKESMAS)	54	51
Hospital	13	12
- General Hospital	7	7
- Private Hospital	3	3
- Police/Military Hospital	3	2
- BUMN Hospital	-	-
- Lung Hospital	-	-
BP4	-	-
PRM/PS/PPM	6/16/29	

TB Performance

	2006	2007
Suspect Evaluation Rate *	676.4	592.1
CDR	49.7 %	46.4 %
CNR SS(+) *	79.6	74.2
Success Rate	91.1 %	

* = per 100,000 population

CNR SS+ in District - 2006

4	BANGKA TENGAH	51.4
1	BANGKA SELATAN	52.6
2	BANGKA BARAT	63.7
6	BANGKA	66.3
3	BELITUNG TIMUR	72.2
7	BELITUNG	104.6
5	KOTA PANGKAL PINANG	106.9

CNR SS+ in District - 2007

4	BANGKA TENGAH	53.0
1	BANGKA SELATAN	59.1
3	BELITUNG TIMUR	66.8
2	BANGKA BARAT	70.2
6	BANGKA	75.6
7	BELITUNG	80.5
5	KOTA PANGKAL PINANG	109.5

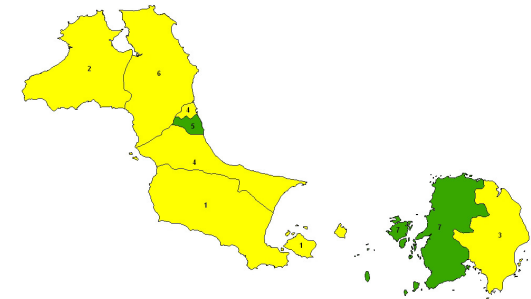


CNR SS(+) Babel Province 2006



CNR SS(+) < 50 CNR SS(+) 50 -79.9 CNR SS(+) ≥ 80

CNR SS(+) Babel Province 2007



Bangka Belitung Province

DONOR & NGO

Donor : CIDA, USAID

NGOs:

PERDHAKI

KNCV

YPIS

NLR

PKK

AISYIYAH

CONTACT ADDRESS:

Provincial CDC Office

Kompleks Perkantoran Terpadu Pemprop
Babel, Air Itam, PANGKAL PINANG,
Telp/fax : 0717-439034, 0717-424830

KaSubdin P2P : Farida Bey, MSc
(08127177936)

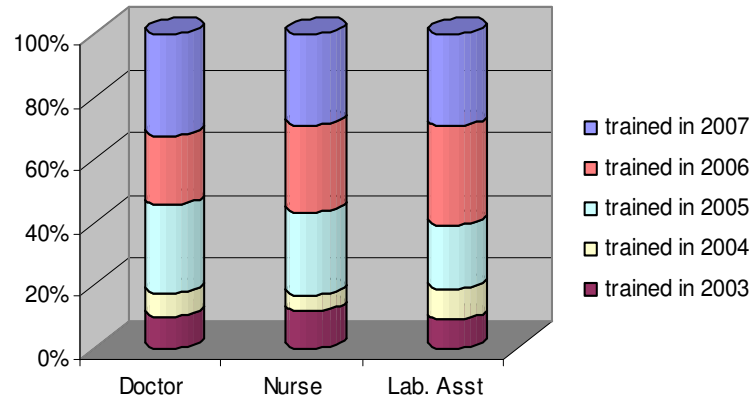
KaSIE P2M: dr. Hastuti (08127177934)

Wasor Prop: Yusrizal, SKM (08127885460)
Evaluasi (08127178125), Darmoris

PPO : dr. Hastuti (08127177934)

FA : Sumiati, SE (081377518065)

**Training Status of HC Staff in Bangka Belitung Prov
2003-2007**



HUMAN RESOURCES

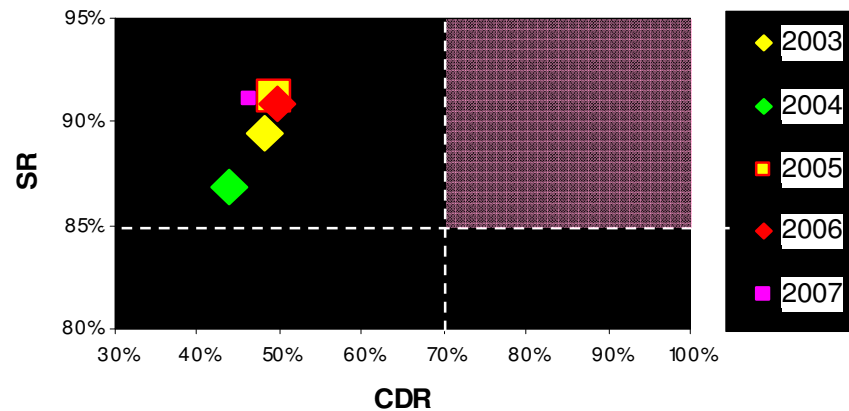
Province Wasor: 3

District Wasor: 9

PPO: 1

FA : 1

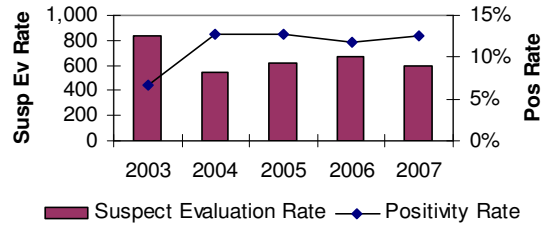
**Road to Reach Global Target 2007
Babel Province**



Bangka Belitung Province

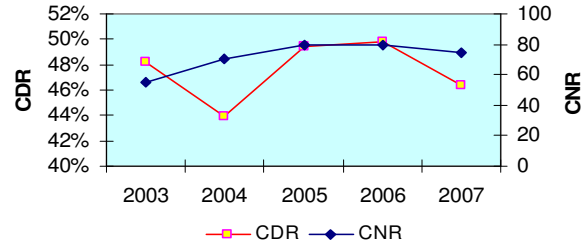
**Suspect Evaluation Rate and Positivity Rate
Bangka Belitung Prov.
2003-2007**

1



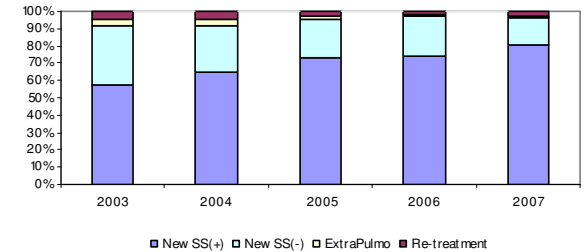
**CDR & CNR SS(+)
Bangka Belitung Prov.
2003-2007**

2



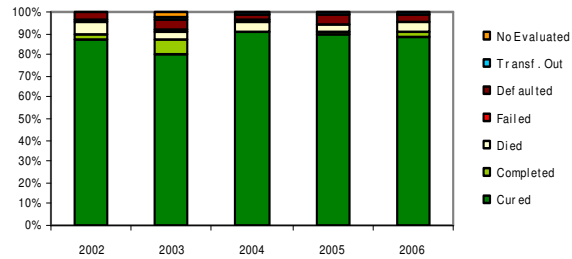
**Proportion of Type of Patients
Bangka Belitung Prov.
2003-2007**

3



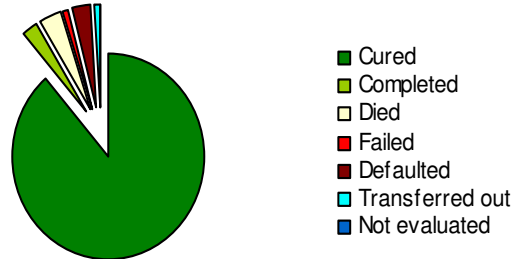
Treatment Outcome, Bangka Belitung Province 2002 - 2006

4



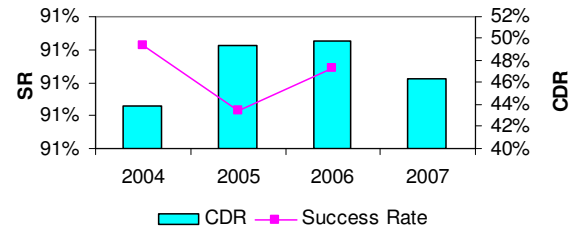
Treatment Outcome, Bangka Belitung Province 2006

5



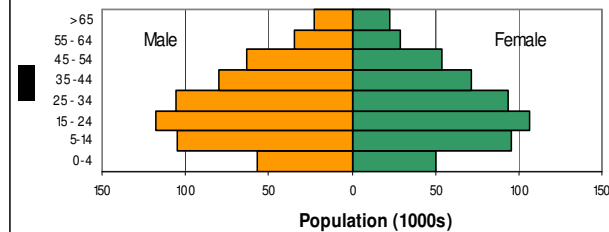
**CDR & SR
Bangka Belitung Prov.
2004-2007**

6



**Population by Age Group
Bangka Belitung Prov.
2007**

7



**Age Specific Rate SS(+)
Bangka Belitung Prov.
2007**

8

