

Banten Province

2006-2007

General Information

Area	10,330.31 km ² (BPS)
Total Population	9,423,400 (Projection 2007, BPS)
Number of Districts	4
Number of Cities	2
Number of Sub Districts	135
Number of Villages	1,483

Health Facilities

	TOTAL	DOTS
Health Centre (PUSKESMAS)	174	174
Hospital	26	7
- General Hospital	5	5
- Private Hospital	18	1
- Police/Military Hospital	2	1
- BUMN Hospital	1	-
- Lung Hospital	-	-
BP4	-	-
PRM/PS/PPM	67/13/94	

TB Performance

	2006	2007
Suspect Evaluation Rate *	622.5	673.5
CDR	75.6 %	77.9 %
CNR SS(+) *	80.9	83.3
Success Rate	96.7 %	

* = per 100,000 population

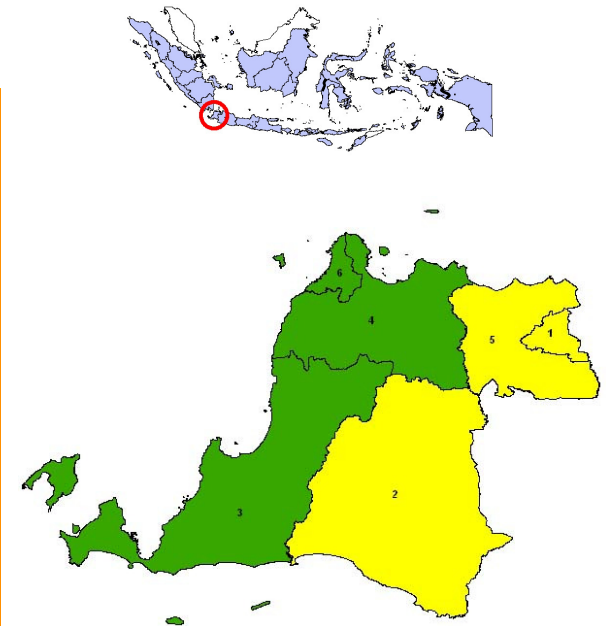
CNR SS+ in District - 2006

2	LEBAK	61.4
1	KOTA TANGERANG	68.4
5	TANGERANG	68.6
6	KOTA CILEGON	80.8
3	PANDEGLANG	84.3
4	SERANG	141.1

CNR SS+ in District - 2007

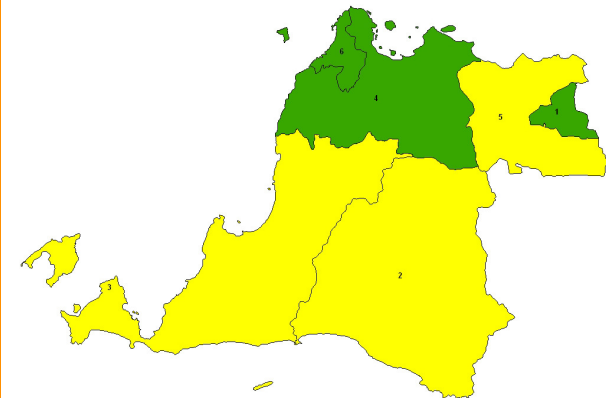
2	LEBAK	57.0
3	PANDEGLANG	70.5
5	TANGERANG	75.9
1	KOTA TANGERANG	81.0
6	KOTA CILEGON	88.2
4	SERANG	124.0

CNR SS(+) Banten Province 2006



CNR SS(+) < 50 | CNR SS(+) 50 -79.9 | CNR SS(+) ≥ 80

CNR SS(+) Banten Province 2007



Banten Province

DONOR & NGO

Donor : CIDA, USAID
NGOs:

PPTI	KuIS
CCF	PERDHAKE
CARE	KNCV
NLR	PKK
LKC	AISYIYAH

CONTACT ADDRESS:

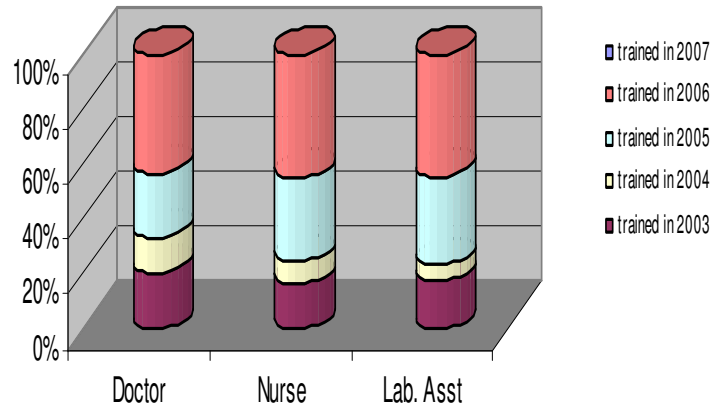
Provincial CDC Office
 Kawasan Pusat Perkantoran Propinsi Banten
 (KP3B) Jl. Raya KH Sech Nawawi Al Bautani

KaSubdin P2P : Sri Yukarti, BSc
 (08158965742)

KaSIE P2M: Agus Tarmiji, M.Kes
 Wasor Prop: Edi Suprihatin, SKM
 (08136906282)

PPO : dr.Danang H.N (08881966716)
 FA : Wahyu Hastho W, SE (08888500272)

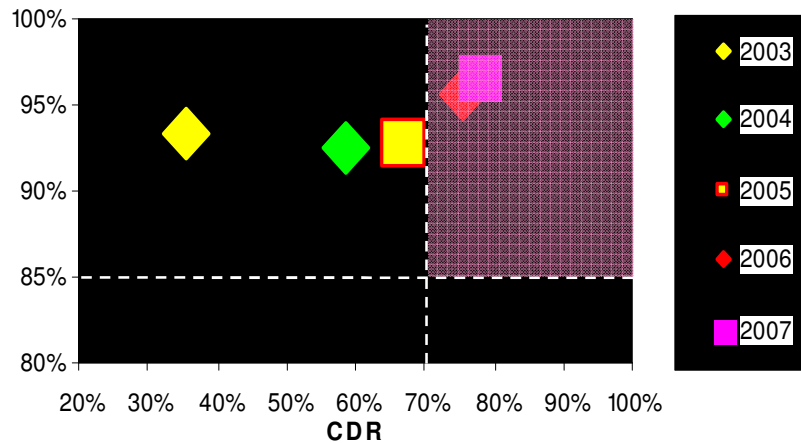
Training Status of HC Staff in Banten Prov 2003-2007



HUMAN RESOURCES

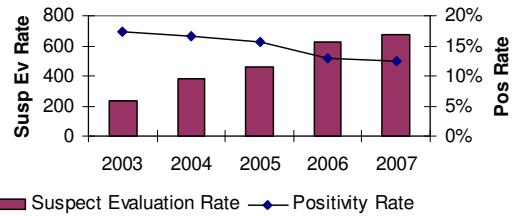
Province Wasor: 1
 District Wasor: 6
 PPO: 1
 FA: 1

Road to Reach Global Target 2007
 Banten Province

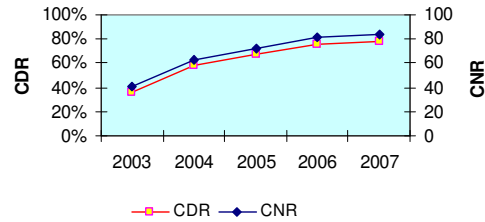


Banten Province

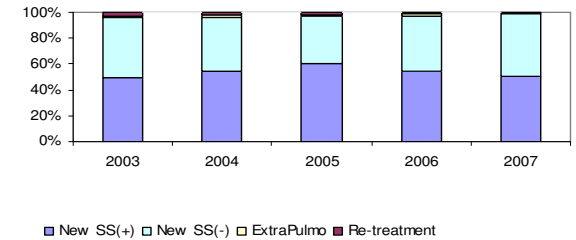
1
Suspect Evaluation Rate and Positivity Rate
Banten Prov.
2003-2007



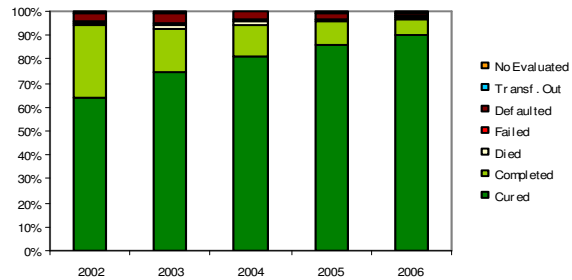
2
CDR & CNR SS(+)
Banten Prov.
2003-2007



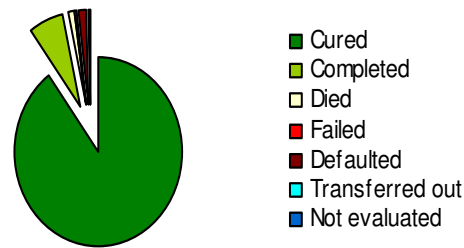
3
Proportion of Type of Patients
Banten Prov.
2003-2007



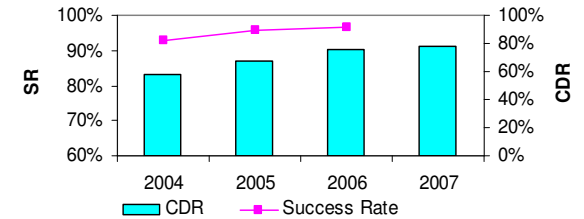
4
Treatment Outcome, Banten Province, 2002 - 2006



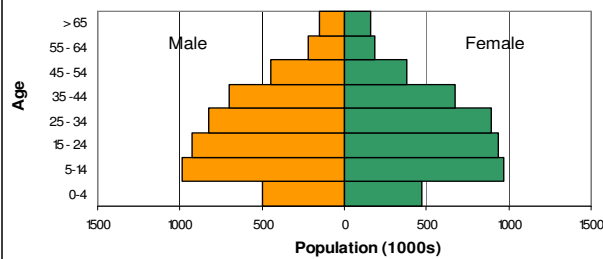
5
Treatment Outcome, Banten Province 2006



6
CDR & SR
Banten Prov.
2004-2007



7
Population by Age Group
Banten Prov.
2007



8
Age Specific Rate SS(+)
Banten Prov.
2007

