

2006-2007

General Information

Area	59,282.75 km ² (BPS)
Total Population	2,396,200 (Projection 2007,BPS)
Number of Districts	9
Number of Cities	1
Number of Sub Districts	102
Number of Villages	1,530

Health Facilities

	TOTAL	DOTS
Health Centre (PUSKESMAS)	156	155
Hospital	19	10
- General Hospital	12	7
- Private Hospital	4	2
- Police/Military Hospital	2	-
- BUMN Hospital	-	-
- Lung Hospital	1	1
BP4	-	-
PRM,PS,PPM	38/101/16	

Central Sulawesi Province

TB Performance

	2006	2007
Suspect Evaluation Rate *	1,058.5	826.3
CDR	47.2 %	38.8 %
CNR SS(+) *	99.2	81.5
Success Rate	94.9 %	

* = per 100,000 population

CNR SS+ in District - 2006

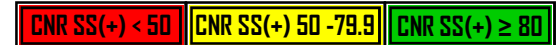
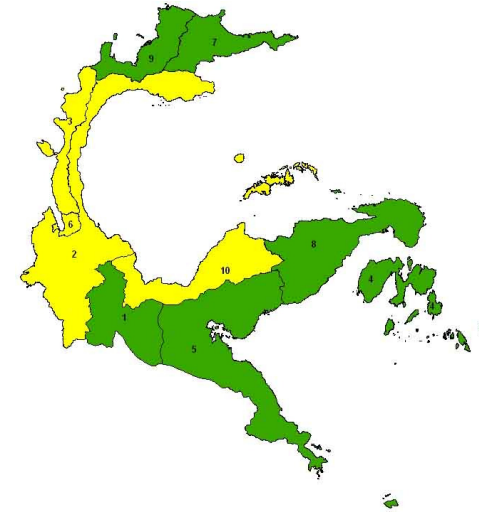
10	TOJO UNA-UNA	71.1
6	KOTA PALU	74.4
3	DONGGALA	75.1
2	PARIGIMOUTONG	79.5
4	RAMOGAJAN	81.8
5	MOROWALI	90.0
7	BUOL	124.8
8	BANGGAI	142.9
9	TOLI-TOLI	168.9
1	POSO	205.1

CNR SS+ in District - 2007

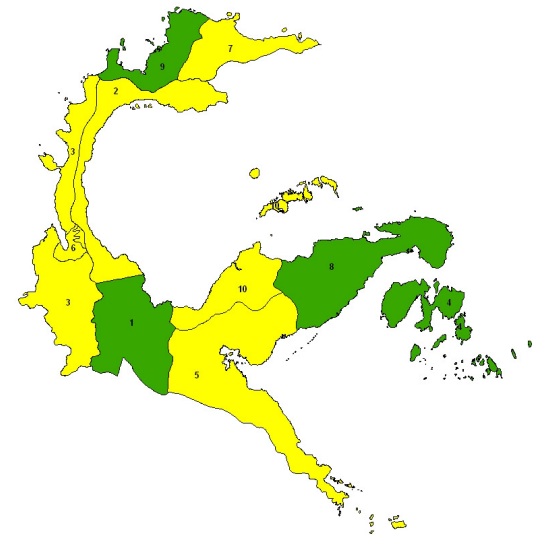
10	TOJO UNA-UNA	50.9
2	PARIGI MOUTONG	55.0
3	DONGGALA	56.5
5	MOROWALI	66.6
6	KOTA PALU	70.9
7	BUOL	78.2
4	BANGGAI KEPULAUAN	90.6
8	BANGGAI	103.0
1	POSO	134.8
9	TOLI-TOLI	168.7



CNR SS(+) Central Sulawesi Province 2006



CNR SS(+) Central Sulawesi Province 2007



Central Sulawesi Province

DONOR & NGO

Donor : GFATM

NGOs :

PPTI	PERDHAKI
CARE	KNCV
YPIS	WVH
NLR	PKK
PELKESI	AISIYAH

CONTACT ADDRESS :

Provincial CDC Office

Jl. Undata No. 3 PALU
Phone/Fax : 0451-422343/0451-458702

KaSubdin P2M: Dr. Ida Bagus Yadnya P
(0811455575)

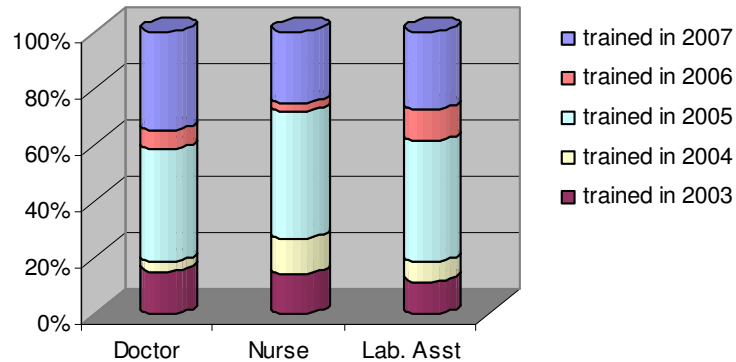
KaSIE P2M : Alfina A Deu, SKM
(081341355666)

Wasor Prop: Irfanita, SKM (081341014774)

PPO : Idris (081341047137)

FA : Nurmala Bali (0811459520)

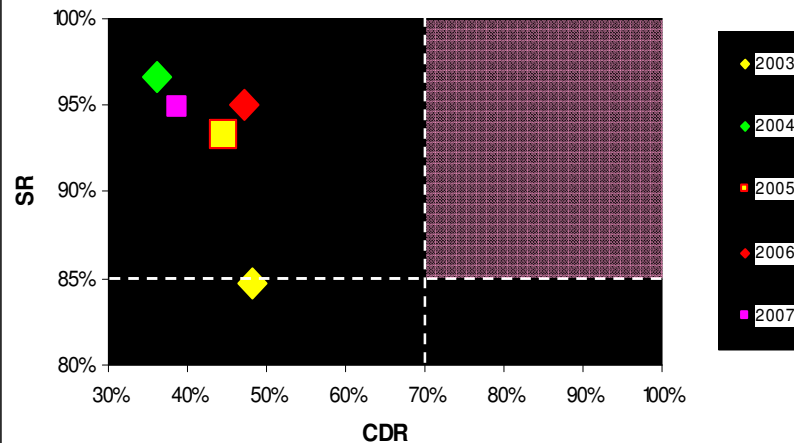
Training Status of HC Staff in Central Sulawesi Prov 2003-2007



HUMAN RESOURCES

Province Wasor: 1
District Wasor: 17
PPO: 1
FA: 1

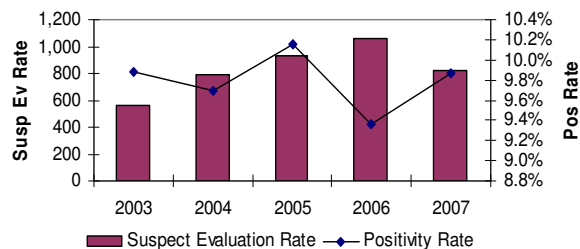
**Road to Reach Global Target 2007
Central Sulawesi Province**



Central Sulawesi Province

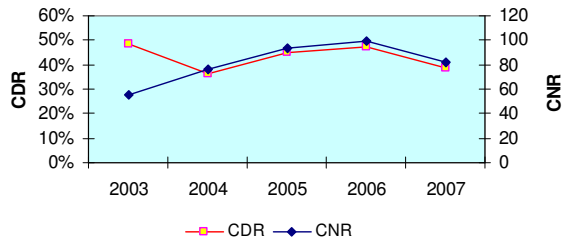
**Suspect Evaluation Rate and Positivity Rate
Central Sulawesi Prov.
2003-2007**

1



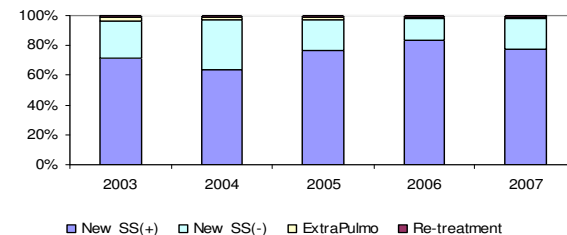
**CDR & CNR SS(+)
Central Sulawesi Prov.
2003-2007**

2



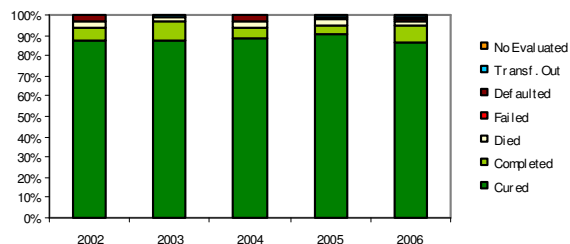
**Proportion of Type of Patients
Central Sulawesi Prov.
2003-2007**

3



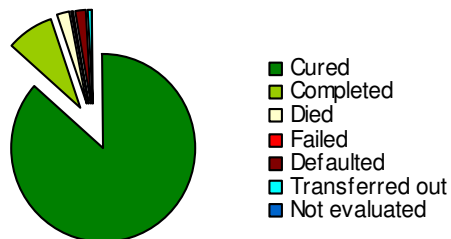
**Treatment Outcome, Central Sulawesi
Province, 2002 - 2006**

4



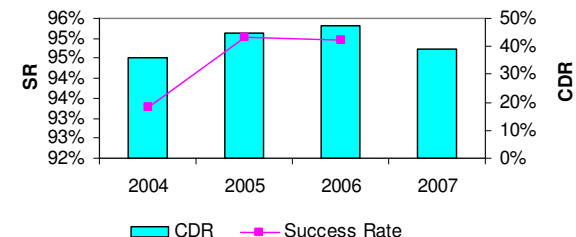
**Treatment Outcome, Central Sulawesi Province,
2006**

5



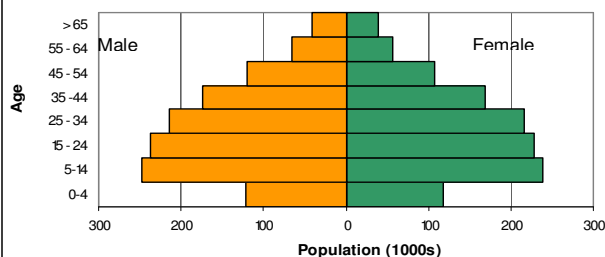
**CDR & SR
Central Sulawesi Prov.
2004-2007**

6



**Population by Age Group
Central Sulawesi Prov.
2007**

7



**Age Specific Rate SS(+)
Central Sulawesi Prov.
2007**

8

